Astrawireless Quanta Q5-26

PRODUCT DATASHEET



Description	Quanta Q5-26 is 5 GHz point-to-point unit with removable antenna 26 dBi
Antenna	Removable dual-pol parabolic antenna, 26 dBi, 8x8 deg
Recommended distance	Up to 80 km
Frequency range	4900-6000 MHz
Channel width	3.5, 5, 7, 10, 14, 15, 20, 28, 30, 40, 50, 56 MHz
Net throughput	Up to 650 Mbps in 56 MHz Up to 460 Mbps in 40 MHz Up to 230 Mbps in 20 MHz
Packet performance	1 200 000 pps
Transmit power	from -10 to 27 dBm*, step 1 dBm
Receiver sensitivity	down to -101 dBm
Center frequency adjustment step	1 MHz

*May be limited by regional EIRP restrictions

Astrawireless

Astrawireless Quanta Q5-26

PRODUCT DATASHEET

Wired Interfaces	1x Combo port GigabitEthernet/SFP
Duplex scheme	TDD, H-FDD
Consumption	Up to 15 W
Power options	90-240 VAC ~ @ 50/60 Hz, +-43..56 VDC
Part Number Example	Q5-26
Form Factor and Dimensions	Outdoor Unit (ODU) Ø430 x 150 mm, 2.3 kg
	Indoor Unit IDU-CPE-G (24W) 97 x 53.5 x 35.5 mm 0.133 kg

Packing List

- Outdoor unit Q5-26- 1 pcs
- Power Supply IDU-CPE-G(24W) - 1 pcs
- Power Cord - 1 pcs
- Cable Gland for RJ-45 - 1 pcs
- Cable Gland for SFP - 1 pcs
- Standard RJ-45 connector - 1 pcs
- Shielded RJ-45 connector - 1 pcs
- RJ-45 Plug Cap - 1 pcs
- MONT-KIT-85 Mounting kit - 1 pcs
- Quick Start Guide - 1 pcs

Astrawireless

Astra Wireless Technology. All rights reserved.
www.astrawireless.net
sales@astrawireless.net

RADIO FEATURES

Radio technology
MIMO 2x2, SC-FDE

Modulation types
14 MCS – from QPSK 1/4 to QAM256 7/8

Spectrum Analyzer mode
Channel testing tools

DFS / Radar detection / Instant DFS

Air frame Configurable
1, 2, 5, 10 ms

Uplink / Downlink ratio Configurable
from 50:50 to 92:8, in any direction

Automatic Bitrate Control
Automatic Transmit Power Control
Automatic Distance Learning

Unique interference mitigation capabilities

Built-in spectrum analyzer and antenna alignment tools

Easy operation due to automatic control options

NETWORKING FEATURES

MAC
VLAN 802.1q

Full-fledged 2nd layer switch

Quality of Service
IEEE 802.1p support
8 priority queues

Transparent L2 transport for Ethernet traffic

Astrawireless

Astra Wireless Technology. All rights reserved.
www.astrawireless.net
sales@astrawireless.net

MANAGEMENT AND SECURITY

Various Management Protocols

HTTP, HTTPS, SSH, Telnet, SNMP v1/2c/3 (MIB-II and proprietary MIBs)

- Antenna alignment tool
- Automatic software update
- Online monitoring with EMS NEXT
- WEB GUI

Safety & Security

- Storm/flood protection
- Password protection
- Secure CLI access via SSH protocol

LED Indication

- Power status
- Wireless and wired link status
- Signal level

STANDARD COMPLIANCE

Radio

- ETSI EN 301 893 v.2.1.1
- ETSI EN 302 502 v.2.1.1
- FCC part 15.407

EMC

- ETSI EN 301 489-1
- ETSI EN 301 489-17
- FCC Part 15 Class B

Safety

- EN 62368-1:2014+A11:2017
- UL 62368-1:2014

RoHS3

RoHS3 Directive 2015/863/EU (pending)

Lightning protection

IEC 61000-4-2:
+/-4kV (contact discharge),
+/-8kV (air discharge)

IEC 61000-4-4:
+/-0.5kV

IEC 61000-4-5:
+/-1kV (line-to-ground),
+/-0.5kV (line-to-line)

OPERATION OPTIONS

Power options

- 90–240 VAC @ 50/60 Hz
- ±43..56 VDC
- 802.3at or Proprietary PoE

Outdoor Unit environmental conditions

- -40..+60°C, can be extended to -55..+60°C (models with “t” index in PN)
- 100% humidity, condensing
- Dust and water protection IP66, IP67
- Wind load 160 km/h, operational; 200 km/h, survival

Indoor Unit environmental conditions

- 0..+40°C
- 95% humidity, non-condensing

Astrawireless

Astra Wireless Technology. All rights reserved.
www.astrawireless.net
sales@astrawireless.net

Radiation pattern

E-plane H-pol

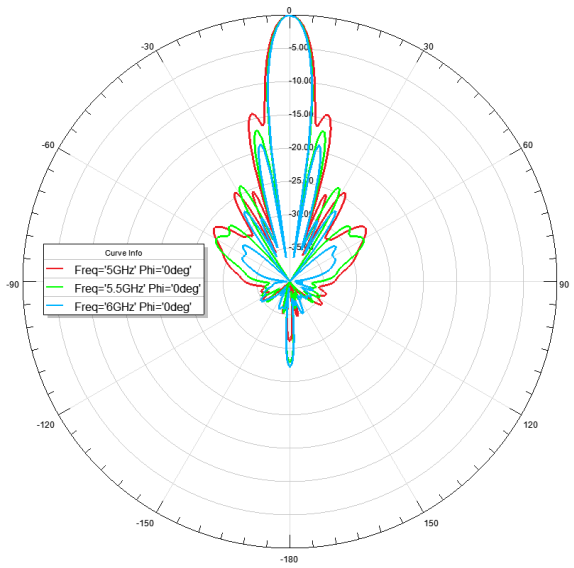

E-plane V-pol

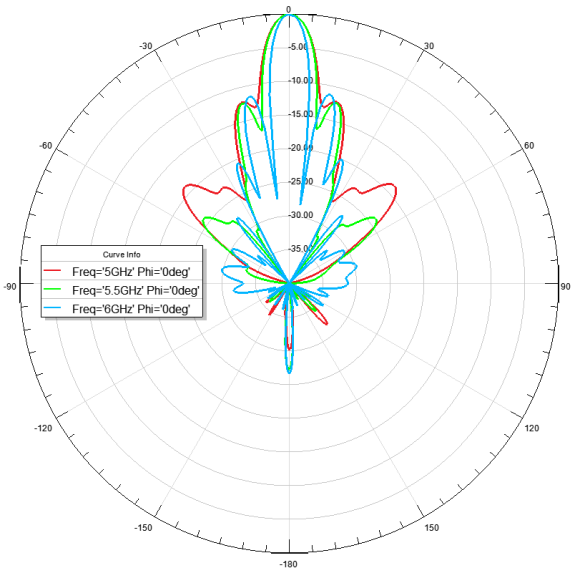

H-plane H-pol

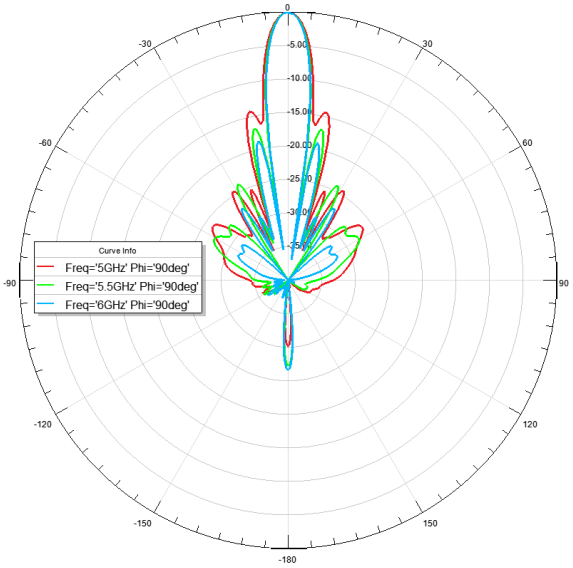

H-plane V-pol

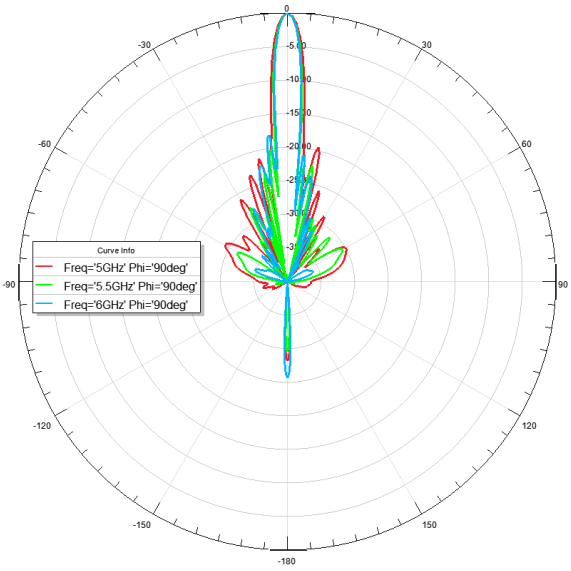

Astrawireless

Astrawireless Technology. All rights reserved.
www.astrawireless.net
sales@astrawireless.net